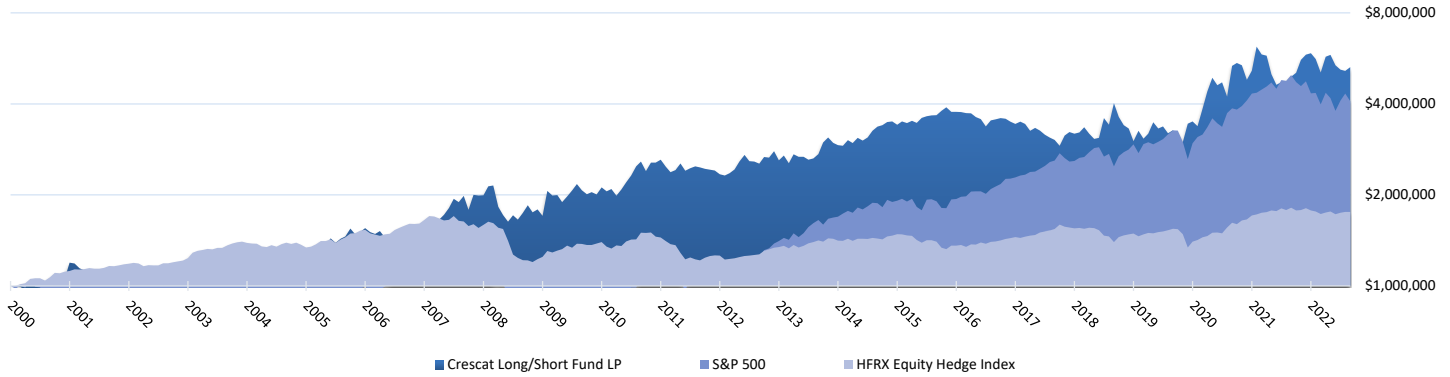


**Growth of Initial \$1,000,000**



**Net Monthly Performance**

**Full Year or YTD**

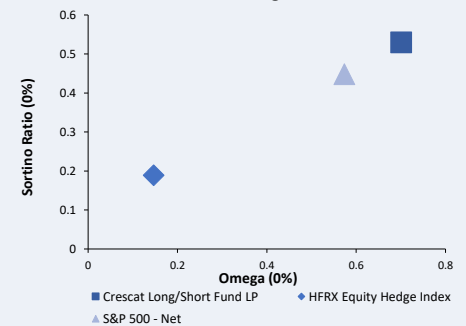
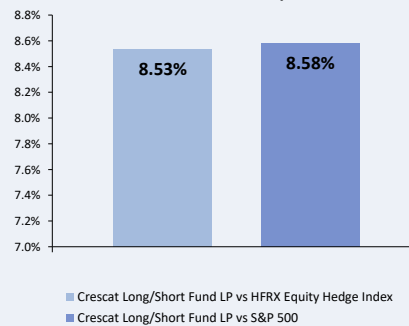
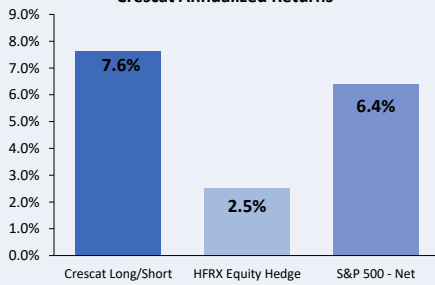
Year	Jan	Feb	Mar	Apr	May	Jun	Jul	Aug	Sep	Oct	Nov	Dec	CLSC	HFRXEHE	S&P 500
2022	2.9%	10.3%	4.1%	1.1%	-4.3%	-9.8%	12.8%	1.4%	-7.6%	-3.3%	-0.8%	2.8%	7.4%	-3.2%	-18.1%
2021	2.3%	-1.8%	-10.4%	7.2%	20.1%	-5.7%	-1.1%	-13.1%	-7.8%	2.1%	-0.4%	4.8%	-7.8%	12.1%	28.7%
2020	-6.5%	-2.4%	15.1%	1.6%	-3.6%	14.3%	13.9%	11.2%	-5.5%	2.1%	-10.3%	26.4%	63.1%	4.6%	18.4%
2019	-9.9%	-6.2%	-2.5%	-9.3%	8.3%	-5.9%	4.0%	9.0%	-4.7%	1.6%	-5.0%	2.4%	-18.6%	10.7%	31.5%
2018	-4.4%	8.0%	2.8%	-1.3%	0.9%	4.0%	-4.8%	-3.8%	0.7%	16.3%	-4.9%	17.8%	32.3%	-9.4%	-4.4%
2017	0.8%	-0.5%	-2.1%	-1.7%	1.6%	-1.6%	-5.2%	2.2%	-2.0%	-3.1%	-2.2%	-1.6%	-14.6%	10.0%	21.8%
2016	3.4%	2.8%	-3.4%	0.0%	-0.2%	-0.8%	-0.2%	-2.8%	-1.6%	-5.3%	4.6%	0.9%	-3.0%	0.1%	12.0%
2015	1.3%	2.4%	0.4%	-2.4%	2.5%	-1.2%	1.7%	-1.5%	3.9%	1.2%	0.7%	0.1%	9.1%	-2.3%	1.4%
2014	9.3%	3.9%	-4.0%	-1.8%	-0.5%	4.4%	-2.3%	4.2%	-2.2%	2.5%	5.2%	3.1%	23.2%	1.4%	13.7%
2013	5.2%	-0.5%	5.1%	-6.8%	3.6%	-5.6%	7.0%	-1.8%	-0.1%	-2.1%	0.9%	3.3%	7.5%	11.1%	32.4%
2012	-1.0%	-0.7%	-0.6%	-2.8%	-1.1%	1.8%	2.9%	6.4%	5.0%	-4.6%	-0.4%	-1.5%	2.9%	4.8%	16.0%
2011	-7.1%	6.7%	-0.1%	2.4%	-5.1%	-4.3%	1.7%	5.1%	-5.4%	2.0%	1.4%	-0.9%	-4.4%	-19.1%	2.1%
2010	-2.9%	1.5%	-1.7%	5.4%	-2.9%	1.8%	-4.9%	4.9%	5.6%	5.3%	7.2%	3.8%	24.5%	8.9%	15.1%
2009	5.9%	-5.2%	2.2%	-4.8%	21.0%	-3.5%	0.3%	-5.3%	4.4%	4.8%	5.0%	-4.7%	18.7%	13.1%	26.5%
2008	-10.1%	12.1%	-0.6%	0.1%	7.1%	0.6%	-14.9%	-6.2%	-4.9%	5.1%	-3.4%	5.3%	-12.2%	-25.5%	-37.0%
2007	2.0%	0.0%	6.6%	3.6%	1.6%	3.6%	1.7%	3.9%	5.3%	7.3%	-2.6%	5.0%	44.7%	3.2%	5.5%
2006	6.1%	-4.4%	2.1%	3.0%	-3.1%	-1.4%	2.3%	-4.8%	-3.7%	-1.1%	-0.4%	-0.4%	-5.8%	9.2%	15.8%
2005	3.5%	14.6%	0.0%	-6.3%	2.8%	5.6%	4.1%	1.5%	5.3%	-3.4%	3.2%	1.7%	36.2%	4.2%	4.9%
2004	-2.2%	1.6%	0.3%	-5.0%	4.0%	-0.3%	0.1%	-5.7%	8.9%	-3.9%	3.1%	-10.9%	-10.7%	2.2%	10.9%
2003	0.2%	-2.7%	2.4%	2.8%	12.4%	-1.5%	4.2%	5.1%	-0.1%	4.2%	-2.0%	-0.8%	26.0%	14.5%	28.7%
2002	-1.4%	2.9%	-0.3%	2.5%	-0.8%	-2.5%	-7.3%	-0.1%	-3.9%	8.4%	11.4%	-5.8%	1.6%	2.1%	-22.1%
2001	12.2%	-2.7%	4.1%	12.8%	-0.6%	-3.6%	-1.5%	-10.5%	-12.9%	9.2%	-3.1%	0.9%	0.7%	9.0%	-11.9%
2000					-0.2%	-0.6%	-2.4%	-0.8%	-2.1%	-5.0%	-2.3%	6.4%	-7.0%	17.0%	-9.1%

**Risk and Return Measures Since Inception vs. Benchmarks**

**Crescat Annualized Returns**

**Crescat Annualized Alpha**

**Sortino and Omega Ratios**



Annualized Returns	CLSC	HFRXEHE	S&P 500	Strategy Description
One Year	7.4%	-3.2%	-18.1%	Guided by Crescat's fundamental stock-scoring model and macro themes, our equity-only hedge fund seeks to deliver alpha from long and short stock picking combined with intrepid navigation of the business cycle. This fund can be tactically net short ahead of and during probable bear markets.
Three Year	17.3%	4.3%	7.7%	
Five Year	11.7%	2.6%	9.4%	
Ten Year	7.6%	3.3%	12.6%	
Since Inception	7.6%	2.5%	6.4%	
Historical Data - Since Inception	CLSC	HFRXEHE	S&P 500	Firm Mission and Investment
Cumulative Return	428.7%	75.7%	307.8%	Crescat is a global macro asset management firm. Our mission is to grow and protect wealth over the long term. We deploy tactical investment themes based on proprietary value-driven equity and macro models. Our goal is industry leading absolute and risk-adjusted returns over complete business cycles with low correlation to common benchmarks.
Cumulative VAMI	\$529	\$176	\$408	
Omega Ratio (0%)	0.70	0.15	0.57	
Sortino Ratio (0%)	0.53	0.19	0.45	
Sharpe Ratio (0%)	0.31	0.15	0.32	
Downside Deviation (0%)	11.54	5.35	10.91	
Upside Capture	-	97.4%	33.3%	
Downside Capture	-	34.8%	11.7%	
Up/ Down Capture Ratio	-	2.8	2.9	
Annualized Alpha	-	8.5%	8.6%	
Beta	-	0.39	0.14	
Correlation	-	0.14	0.11	
Terms				
Management Fee:	2% Annual			
Incentive Allocation:	20% Annual Above HWM			
Minimum Investment:	\$250,000.00			
Liquidity:	90 day notice (One Year Soft Lock)			
Custodian:	JP Morgan, Canaccord			
Auditor:	Deloitte			

### Important Disclosures

Crescat Capital LLC manages hedge funds and separate accounts through its wholly owned subsidiary, Crescat Portfolio Management LLC, an investment adviser registered with the U.S. Securities and Exchange Commission. Registration as an investment adviser does not imply a certain level of skill or training.

Crescat Portfolio Management claims compliance with **Global Investment Performance Standards (GIPS<sup>®</sup>)**. Prospective clients can obtain a compliant presentation and the firm's list of composite descriptions by contacting Crescat by phone at (303) 271-9997, or by visiting our website at [www.crescat.net/resources/due-diligence/](http://www.crescat.net/resources/due-diligence/). Returns are presented net of management fees and performance fees. The currency used to express performance is U.S. dollars. Performance data represents past performance and is no guarantee of future results.

#### Strategy and Composite Description

The **Crescat Long/Short Hedge Fund Composite** includes all accounts that are managed according to Crescat's long/short fund strategy over which it has full discretion. Net performance is calculated based upon a hypothetical unrestricted, full fee-paying "Main Class" investor who came in at inception. Investment results shown are for taxable and tax-exempt accounts. Any possible tax liabilities incurred by the taxable accounts are not reflected in net performance. An actual client's results may vary due to the timing of capital transactions, high watermarks, and performance. Performance results are time weighted and reflect the deduction of advisory fees, brokerage commissions, and other expenses that a client would have paid, and includes the reinvestment of dividends and other earnings. Hypothetical performance should not be considered indicative of the skill of Crescat, and clients may experience a loss. The Long/Short Fund follows an equity-only strategy with actively managed long and short positions in equities and options. A primary objective of the strategy is to deliver alpha from long and short stock picking combined with Crescat's macro themes. The strategy may also employ modest leverage. Positioning is determined largely by CPM's proprietary multi-factor macro and fundamental equity-quant models, and it may be net long or short based on market conditions. Positioning is adjusted on a discretionary basis using CPM's thematic investment framework. In addition, the Long/Short Fund invests alongside Crescat's Precious Metals Fund following its friendly activist investment strategy in the precious metals mining industry as just one of its equity thematic components. Risks related to this strategy are described in the Long/Short Fund's private placement memorandum. Before January 1, 2003, the results reflect accounts managed at a predecessor firm.

#### Benchmark Descriptions

The **S&P 500 Index** is perhaps the most commonly followed stock market index. It is considered representative of the US stock market at large. It is a market-cap-weighted index of the 500 largest and most liquid companies listed on the NYSE and NASDAQ exchanges. While the companies are U.S. based, most of them have broad global operations. Therefore, the index is representative of the broad global economy. It is a suitable benchmark for the Crescat Long/Short Hedge Fund Composite which has also traded extensively in large, highly-liquid global equities through U.S.-listed securities.

The **HFRX Equity Hedge Index** represents an investable index of hedge funds that trade both long and short in global equity securities. Managers of funds in the index employ a wide variety of investment processes. They may be broadly diversified or narrowly focused on specific sectors and can range broadly in terms of levels of net exposure, leverage employed, holding period, concentrations of market capitalizations and valuation ranges of typical portfolios. It is a suitable benchmark for Crescat Long/Short Fund because it has also been predominantly composed of long and short global equities since inception.

Returns for the S&P 500 Total Return Index and HFRX Equity Hedge Fund Index include the reinvestment of income and do not include transaction fees, management fees or any other costs. The performance and volatility of the funds will be different than those of the indexes. Benchmarks are provided to represent the investment environment in existence during the time periods shown.

#### Bloomberg News and eVestment Award Disclosure

Bloomberg and eVestment peer analysis and selection criteria is based on returns. The Bloomberg return table was compiled from people familiar, investor letters and other Bloomberg News reporting. The report is written by editor Melissa Karsh of Bloomberg News to acknowledge returns for month and year to date. Crescat Capital did not submit payment, outside of our employees' Bloomberg and eVestment subscriptions, for consideration or placement in these rankings. Our ranking may not be representative of any one client's experience since it reflects the returns of a hypothetical, full fee-paying investor who has invested since inception. Ranking is not indicative of future performance. The displayed table is based on US submissions only and the number of submissions varies on a week-by-week basis. Crescat reports performance estimates and finalized numbers to Bloomberg and eVestment as they are released and displays both favorable and unfavorable months at the discretion of the Bloomberg News team. Crescat Capital is not affiliated with Bloomberg News.

#### Private Securities Offering Legend

Only accredited investors and qualified clients will be admitted as limited partners to a Crescat fund. For natural persons, investors must meet SEC requirements including minimum annual income or net worth thresholds. Crescat funds are being offered in reliance on an exemption from the registration requirements of the Securities Act of 1933 and are not required to comply with specific disclosure requirements that apply to registration under the Securities Act. The SEC has not passed upon the merits of or given its approval to the Crescat funds, the terms of the offering, or the accuracy or completeness of any offering materials. A registration statement has not been filed for any Crescat fund with the SEC. Limited partner interests in the Crescat funds are subject to legal restrictions on transfer and resale. Investors should not assume they will be able to resell their securities. Investing in securities involves risk. Investors should be able to bear the loss of their investment. Investments in the Crescat funds are not subject to the protections of the Investment Company Act of 1940. Performance data represents past performance, and past performance does not guarantee future results. Performance data is subject to revision following each monthly reconciliation and annual audit. Current performance may be lower or higher than the performance data presented. Crescat is not required by law to follow any standard methodology when calculating and representing performance data. The performance of Crescat funds may not be directly comparable to the performance of other private or registered funds.