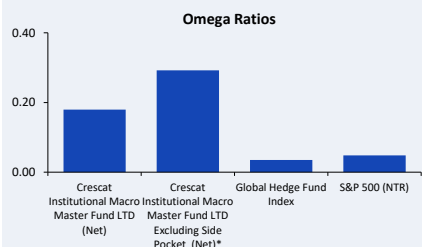
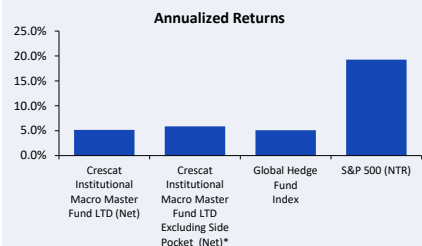


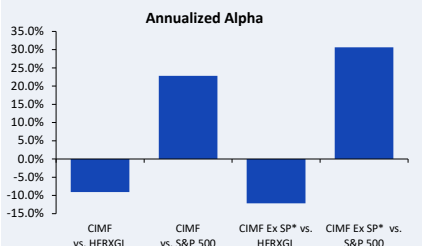
Key Performance and Risk Metrics Since Inception



The Omega Ratio is the sum of the monthly returns above the risk-free rate divided by the sum of the absolute value of the returns below it. The Omega Ratio is the academic version of Jack Schwager's Gain-to-Pain Ratio featured in his *Hedge Fund Market Wizards* book (2012). Omega offers an investor friendly mathematical assessment of risk and reward by considering the entire return distribution. Crescat believes that the Omega Ratio is a superior measure for aligning with investor risk versus return preferences compared to the more popular Sharpe Ratio because the Omega Ratio does not penalize upside volatility.

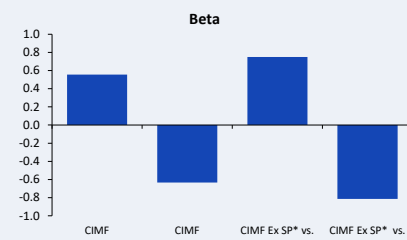
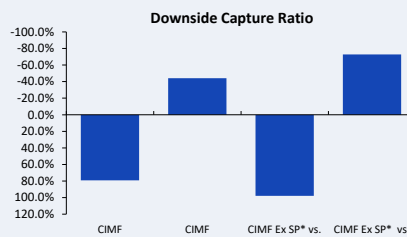
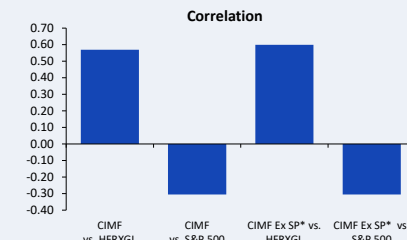


The Annualized Return measures the average yearly growth of an investment, accounting for compounding. It provides a consistent way to compare performance across different timeframes and return patterns. While useful for assessing long-term trends, it should be considered alongside risk-adjusted metrics like the Omega Ratios for a complete view of a fund's performance.



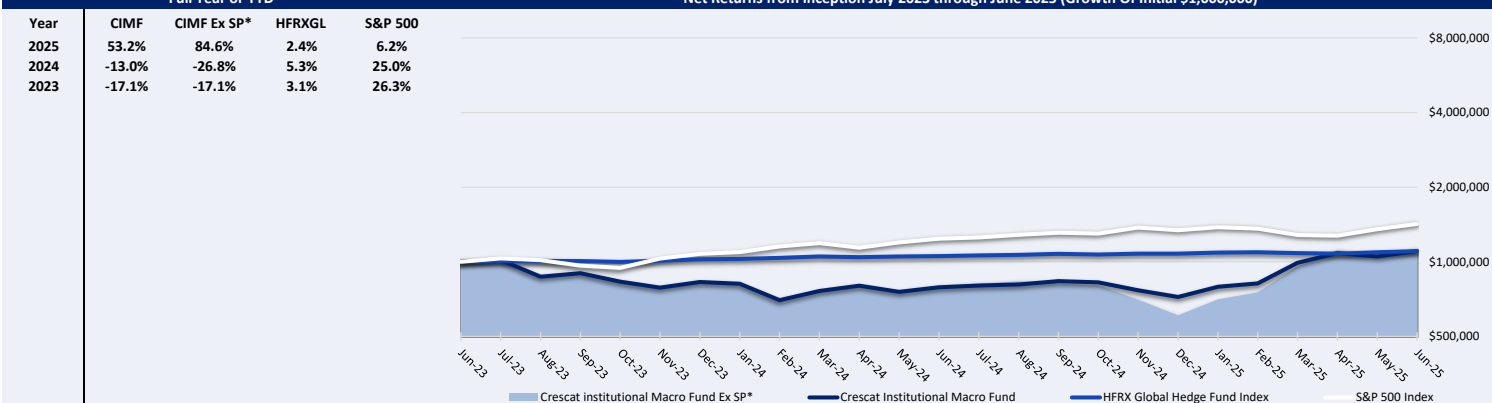
Alpha is a measure of how much value is added by an active investment manager through stock picking, security selection, application of macro themes, longs versus shorts, etc. Alpha is a measure of a manager's excess returns over a benchmark, adjusted by how much benchmark-related risk (Beta) that the manager took. All else equal, a higher Alpha is achieved when a manager outperforms the benchmark while taking less market risk. For example, if two hedge fund managers each outperformed the S&P 500 Index by 5%, but manager A took 25% less market risk than manager B (25% lower Beta), then manager A would have delivered higher risk-adjusted performance as measured by Alpha.

Other Metrics Since Inception



Full Year or YTD

Net Returns from Inception July 2023 through June 2025 (Growth Of Initial \$1,000,000)



Annualized Returns					Strategy Description	
One Year	CIMF	CIMF Ex SP*	HFRXGL	S&P 500	Crescat Institutional Macro hedge fund invests long and short around the world. We aim to capitalize on both cyclical and secular macro themes throughout global equity, commodity, currency, and fixed income markets.	
Three Year	40.1%	42.0%	4.7%	15.2%		
Five Year	-	-	-	-		
Ten Year	-	-	-	-		
Since Inception	5.2%	5.9%	5.1%	19.3%		
Historical Data - Since Inception					Firm Mission and Investment Philosophy	
Cumulative Return	CIMF	CIMF Ex SP*	HFRXGL	S&P 500	Crescat is a global macro asset management firm. Our mission is to grow and protect wealth over the long term. We deploy tactical investment themes based on proprietary value-driven equity and macro models. Our goal is industry leading absolute and risk-adjusted returns over complete business cycles with low correlation to common benchmarks.	
Cumulative VAMI	\$111	\$112	\$110	\$142		
Omega Ratio	0.18	0.29	0.03	0.05		
Sortino Ratio	-0.01	0.03	-0.10	1.89		
Sharpe Ratio	0.00	0.02	-0.08	1.05		
Downside Deviation	18.49	22.11	1.76	7.41	Terms Management Fee: 2%, 1.5%, 1.25% Incentive Allocation: 20%, 15%, 12.5% Minimum Investment: \$500,000; \$1,000,000; \$5,000,000 Liquidity: 90 day notice (3-year Partial Lock Up) May Redeem 25% after Year 1 and Year 2	
Upside Capture	CIMF vs. HFRXGL	CIMF vs. S&P 500	CIMF Ex SP* vs. HFRXGL	CIMF Ex SP* vs. S&P 500		
Downside Capture	33.9%	2.0%	47.7%	-2.9%		
Up/ Down Capture Ratio	79.2%	-44.1%	97.8%	-72.9%		
Annualized Alpha	0.4	0.0	0.5	0.0		
Beta	-9.1%	22.8%	-12.2%	30.7%	Service Providers: JP Morgan, Canaccord - Custodian/Prime Broker, Deloitte - Auditor	
Correlation	0.56	-0.63	0.75	-0.81		

CRESCAT INSTITUTIONAL MACRO HEDGE FUND COMPOSITE

FROM 1 JULY 2023 TO 30 JUNE 2025

Crescat Capital LLC
44 Cook Street, Suite 100
Denver, CO 80206
Phone: (303) 271-9997

Net Monthly Performance

Year	Jan	Feb	Mar	Apr	May	Jun	Jul	Aug	Sep	Oct	Nov	Dec
2025	10.0%	3.1%	21.2%	9.4%	-3.1%	5.2%						
2024	-1.7%	-14.1%	8.9%	5.0%	-5.5%	4.3%	1.6%	1.1%	3.2%	-1.3%	-7.0%	-6.0%
2023							1.8%	-14.5%	3.3%	-7.5%	-5.5%	5.4%

Net Monthly Performance (Excluding Side Pocket)*

Year	Jan	Feb	Mar	Apr	May	Jun	Jul	Aug	Sep	Oct	Nov	Dec
2025	16.2%	6.6%	27.2%	16.2%	-5.4%	6.6%						
2024	-1.7%	-14.1%	8.9%	5.0%	-5.5%	4.3%	3.2%	2.2%	-1.7%	-1.9%	-12.5%	-13.6%
2023							1.8%	-14.5%	3.3%	-7.5%	-5.5%	5.4%

Important Disclosures

Crescat Capital LLC manages hedge funds and separate accounts through its wholly owned subsidiary, Crescat Portfolio Management LLC, an investment adviser registered with the U.S. Securities and Exchange Commission. Registration as an investment adviser does not imply a certain level of skill or training.

Crescat Portfolio Management claims compliance with **Global Investment Performance Standards (GIPS®)**. Prospective clients can obtain a compliant presentation and the firm's list of composite descriptions by contacting Crescat by phone at (303) 271-9997, or by visiting our website at www.crescat.net/resources/duediligence/. "Crescat Precious Metals" in this report refers to the Crescat Precious Metals Hedge Fund Composite. Returns are presented net of management fees and performance fees. The currency used to express performance is U.S. dollars. Performance data represents past performance and is no guarantee of future results. **GIPS® is a registered trademark of CFA Institute. CFA Institute does not endorse or promote this organization, nor does it warrant the accuracy or quality of the content contained herein.**

Performance

Past Performance is not indicative of future results. Net returns reflect the performance of an investor who invested from inception and is eligible to participate in new issues. Net returns reflect the reinvestment of dividends and earnings and the deduction of all expenses and fees (including the highest management fee and incentive allocation charged, where applicable). An actual client's results may vary due to the timing of capital transactions, high watermarks, and performance. Performance should not be considered indicative of the skill of Crescat, and clients may experience a loss. The Precious Metals Fund follows a friendly activist investment strategy in the precious metals mining industry. The strategy principally invests in companies focused on gold and silver exploration. It may also invest in companies focused on industrial base metal exploration, including copper and nickel. The goal of the strategy is to generate long-term capital appreciation and inflation protection predominantly in the public equity markets. The strategy may also invest in private companies expected to go public within a year or two. Crescat's investment team works alongside Quinton T. Hennigh, PhD, CPM's full-time Geologic and Technical Director. Position sizing and rebalancing is further determined on a discretionary basis by CPM's investment team with the aid of its proprietary exploration and mining model. The strategy may employ short positions and modest leverage with the goal of enhancing overall risk-adjusted returns. The friendly activist investment strategy has five components: (1) identifying undervalued companies that control gold, silver or other base metal deposits in viable global mining jurisdictions with potential to be proven out after further exploration and drilling; (2) getting capital directly to those companies to put it to work on making discovery, which sometimes includes CPM subscribing as a lead investor in a PIPE offering (private investment in public entity), which can include shares at a discount to the public market price, warrants and/or future participation rights; (3) attempting to acquire a meaningful stake in those companies at an early stage, sometimes up to 20% or more partially diluted including warrants; (4) providing technical expertise and assistance with the companies' exploration program, at times advocating for new management, board members or technical experts; and (5) collaborating with existing management and board members to further joint interests of CPM's clients, the company and pre-existing shareholders. Risks related to this strategy are described in the Precious Metals Fund's private placement memorandum.

Benchmarks

The **Philadelphia Stock Exchange Gold and Silver Index (XAU)** is the benchmark for the strategy. It is a suitable benchmark because it is the longest running index of global precious metals mining stocks. It is a diversified, capitalization-weighted index of the leading companies involved in gold and silver mining. The S&P 500 Index is shown for information purposes only. It is not the official benchmark of the strategy but is a supplemental one. The S&P 500 is the most commonly followed stock market index. It is considered representative of the U.S. stock market at large. It is a market-cap-weighted index of the 500 largest and most liquid companies listed on the NYSE and NASDAQ exchanges. While the companies are U.S. based, most of them have broad global operations. Therefore, the index is representative of the broad global economy. It is shown as a supplemental benchmark for the Crescat Precious Metals Composite because one of the long term goals of the strategy is low correlation to the S&P 500.

Returns for the Philadelphia Stock Exchange Gold and Silver Index and the S&P 500 Total Return Index include the reinvestment of income and do not include transaction fees, management fees or any other costs. The performance and volatility of the funds will be different than those of the indexes. One cannot invest directly in an index. Benchmarks are unmanaged and provided to represent the investment environment in existence during the time periods shown.

Private Securities Offering Legend

Only accredited investors and qualified clients will be admitted as limited partners to a Crescat fund. For natural persons, investors must meet SEC requirements including minimum annual income or net worth thresholds. Crescat funds are being offered in reliance on an exemption from the registration requirements of the Securities Act of 1933 and are not required to comply with specific disclosure requirements that apply to registration under the Securities Act. The SEC has not passed upon the merits of or given its approval to the Crescat funds, the terms of the offering, or the accuracy or completeness of any offering materials. A registration statement has not been filed for any Crescat fund with the SEC. Limited partner interests in the Crescat funds are subject to legal restrictions on transfer and resale. Investors should not assume they will be able to resell their securities. Investing in securities involves risk. Investors should be able to bear the loss of their investment. Investments in the Crescat funds are not subject to the protections of the Investment Company Act of 1940. Performance data represents past performance, and past performance does not guarantee future results. Performance data is subject to revision following each monthly reconciliation and annual audit. Current performance may be lower or higher than the performance data presented. Crescat is not required by law to follow any standard methodology when calculating and representing performance data. The performance of Crescat funds may not be directly comparable to the performance of other private or registered funds.

**Performance figures presented Excluding SP represent the fund's net returns calculated without the impact of the San Cristobal Mining, Inc. side pocket that was designated on July 1st, 2024. The side pocket includes a private equity asset that is not available to new investors in the funds on or after July 1, 2024. Excluding these assets provides a clearer view of the performance to investors coming into the funds after that date. New investors cannot participate in the SCM Side Pocket and will not share in its potential gains or losses. Investors should consider both the overall performance and the performance excluding the side pocket when evaluating the fund's returns.*